





**Instructions:**

1. In the lab, you will draw one of the following leaders, events, laws or ideas. You are to use the internet and suggested sources to learn about the item you selected.

Progressive Leaders, Events, Laws and Ideas	
<b>Social Gospel Movement</b> <b>YMCA</b> <b>Women's Christian Temperance Union</b> <b>Eugene V. Debs</b> <b>Ida M. Tarbell</b> <b>Frederick W. Taylor</b> <b>Henry Ford</b> <b>Galveston, TX model of government</b> <b>"Reform mayors" (see 17.1 first)</b> <b>4 Progressive Amendments (16-19)</b>	<b>Robert M. La Follette</b> <b>Florence Kelley</b> <b>Achievements to reform child labor</b> <b><i>Muller v. Oregon</i> (1908)</b> <b>Initiative/Referendum/Recall</b> <b>Triangle Shirtwaist Factory Fire</b> <b>Susan B. Anthony/NAWSA</b> <b>Upton Sinclair (and reactions)</b> <b>W.E.B. DuBois</b> <b>Jacob Riis (and reactions to his work)</b>

NOTE: Due to the size of our class, some may be paired up on one topic.

Remember, as you plan your presentation, you need to show how what you selected fits one or more of the "goals" of Progressives:

-  Protecting Social Welfare
-  Promoting Moral Improvement
-  Creating Economic Reform (and eliminating corruption)
-  Fostering Efficiency

2. Then, plan a **BRIEF** two to three minute presentation for class on Tuesday. Any presentations not completed on Tuesday will be finished on Thursday (since I will be away at a conference on Wednesday).

You are asked to create some visual resource to display in class. **OPTIONS:**

- Creating a page on the class wiki:
- Creating a PowerPoint presentation, a Google Docs Presentation or short Prezi (remember only a maximum of 3 minutes are allowed, therefore a presentation should only consist of 1-2 slides)
- Illustrating material from a webpage
- Some other visual/digital resource

**ALL PRESENTATIONS MUST BE UPLOADED TO THE CLASS WIKI BEFORE SCHOOL ON TUESDAY!!!**

- Go to the class portal
- Click on Wiki/Projects tab
- Log-in to your Google Account
- Click on the "Progressives" page from the sidebar and read all instructions there

**Grading Rubric (counts as a quiz grade):**

- 0 – 5 points - Actively participated and helped prepare the presentation
- 0 – 10 points - Presentation adequately covers all historical material from the section; all necessary content is included
- 0 – 10 points - Presentation is interesting, engaging and meets the time and format requirements
- 0 – 10 points - Presentation specifically tells why the information is significant to U.S. History/topic and time period
- 0 – 5 points - Actively participated in the presentation; gave full attention to others presenting